



Library Solution

Rosetta Stone Library Solution Mobile Application Log-In Instructions



University Libraries

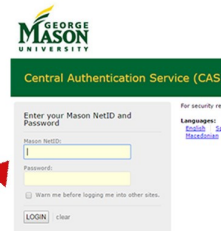
1. Open your 'App Store' icon. 
2. Search for 'Rosetta Stone'
3. Download the 'Learn Languages: Rosetta Stone' app (there are other Rosetta Stone apps available, but this is the one you want).



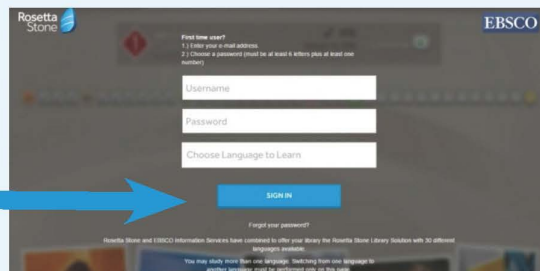
4. **DO NOT** launch the app once installed.
5. Next, open your Web browser.
6. Navigate to **library.gmu.edu**

On **library.gmu.edu**:

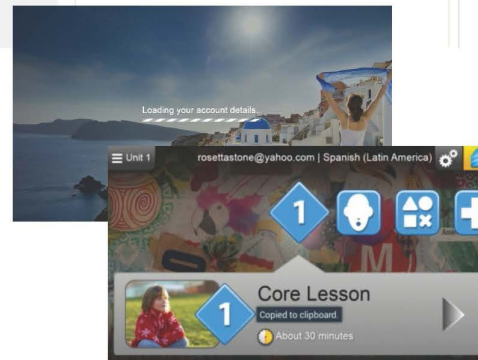
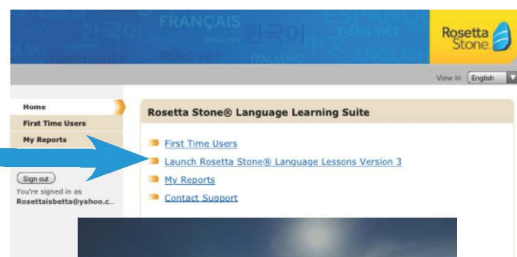
1. Click Articles & more tab
2. Type Rosetta Stone in box
3. Click Rosetta Stone link
4. Login with Mason username & password



7. Once routed to the log-in screen, enter your email, password & the language you desire to learn.
8. Click 'Sign In' to enter the program.



9. Once in the learning suite section click 'Launch Rosetta Stone Language Lessons Version 3!'
10. The appropriate lesson will then launch automatically from the Rosetta Stone Application.



You did it! Happy learning!

For more information, please contact a member of your library's staff.